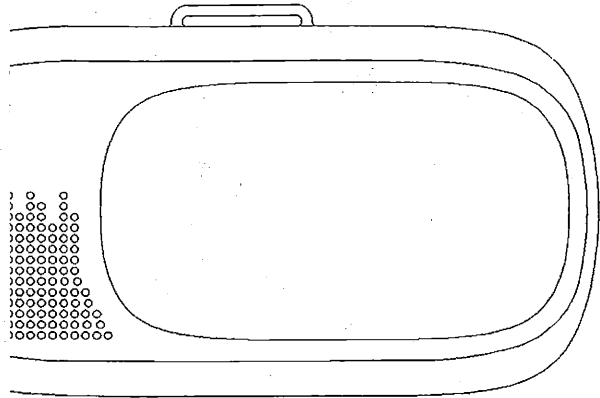


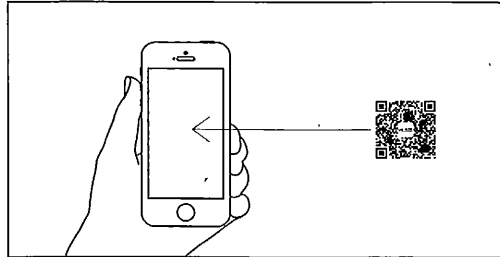
# PRODUCT MANUAL

VIRTUAL REALITY GLASSES

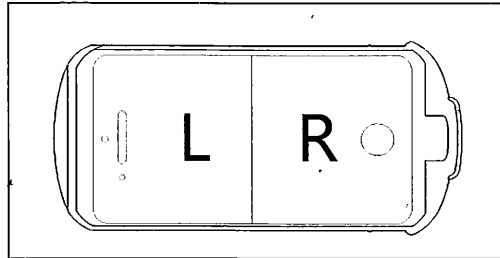


Mobile virtual reality glasses

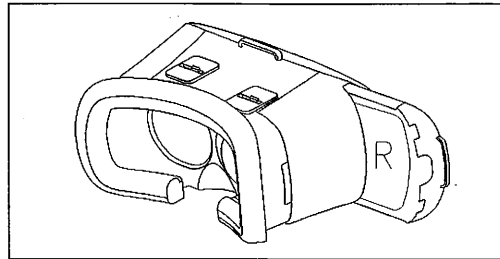
## Use of three steps



**1.** Enter the application market, Download game resources



**2.** Play downloaded video resources, must be about split-screen format.



**3.** Set up after you can start to use.

## Access to resources

Resources are mainly divided into three categories.

Mobile VR games: the rotation of the head with the remote control Perspective by End\r\n\r\nInto game action

360 ° panoramic video: You can download a good video, through the head turn\r\n\r\nAutomatic control perspective, enjoy the scenery around.

3D movies: you can choose to watch videos online, you can also download their own good movies into your phone.

### More resources Download.


Method One: Android

Entered the major application market search \VR\ for download

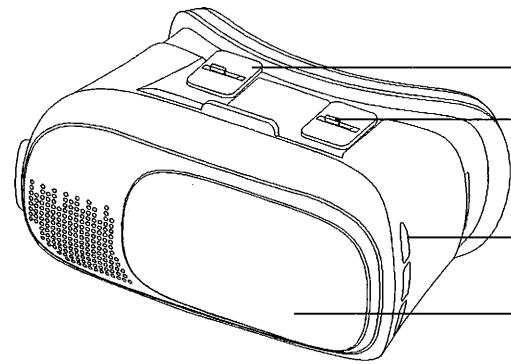
iPhone

Into the APP Store, search for \VR\ for download

Method Two: You can search for cardboard keywords to get very\r\n\r\nMore fun APP



## Function parsing



**Head away from the adjustment**

For myopia user can adjust separately

**IPD adjustment**

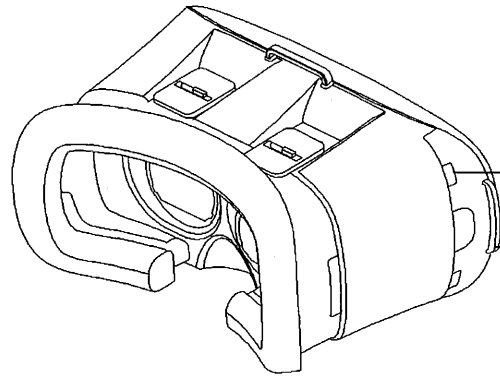
Different people use, you can adjust separately

**Left side headphone jack**

You can plug headphones line, and external disk u,

**Sliding panel**

The front panel can slide around, exposing the camera



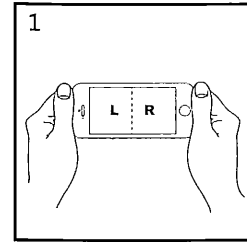
**Install the phone**

After the phone installed, insert into it, you can use

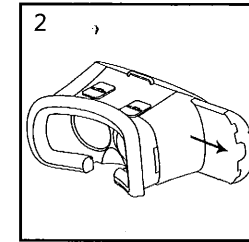
**Right side headphone jack**

You can plug headphones line, and external disk u,

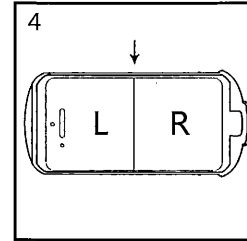
## Common problems



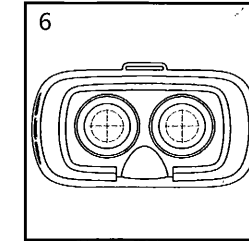
Application resources must be about split-screen format



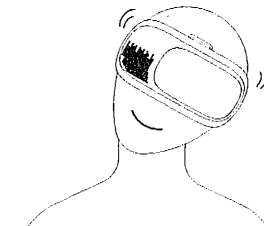
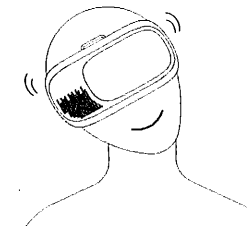
Fixed phone card board is taken out from the side of.



When installed, the midline to be aligned.



Adjust equipment after use, it will not feel dizzy.



By gravity sensing, control your viewing angle.

## Warm prompt

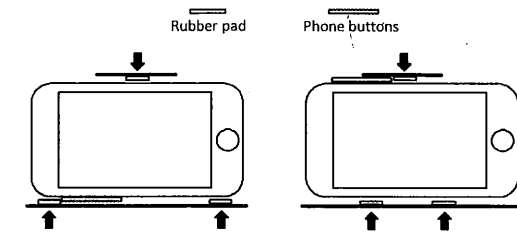
**! Important note**

Use caution

1. It can not be used when the phone is charging.
2. If you feel dizzy, sick, stop for a moment.
3. Pregnant women, high blood pressure, and fear of heights, crowds, prohibited.

There are 3 pcs of rubber pad, x3 pcs

Please stick the rubber pads onto the phone holder according to the position of the phone buttons, Please refer to figures below



Thank you for your use